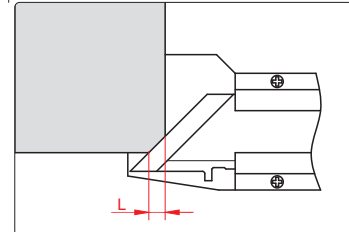
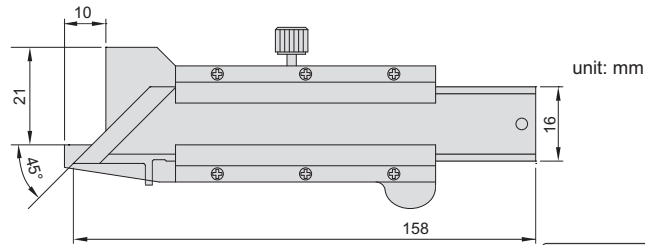





160

CHAMFER GAUGE

- ◆ Measure 45° chamfer dimension
- ◆ Graduation 0.02mm
- ◆ Made of stainless steel
- ◆ Satin chrome plated reading surface



Code	Range	Accuracy
160-001-11	0-6mm	±0.06mm