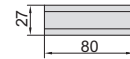
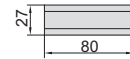
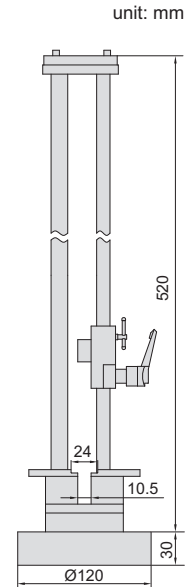
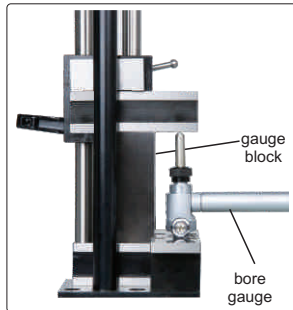


255

## BORE GAUGE CHECKER

- ◆ Used together with gauge blocks to set bore gauges



ACEUD

| Code       | Range    |
|------------|----------|
| 255-016-11 | 18-400mm |